

Published November 2021
www.galwaycity.ie/schoolstreets

School Streets Pilot – Scoil Iognáid

Public Consultation

April/ May 2021 - Summary Report



Scoil Iognáid



Comhairle Cathrach na Gaillimhe
Galway City Council



Sráideanna Scoile
School Streets

Outcomes of the School Streets pilot:



School Zone and
School Street created

Scoil lognáid parents reported:



14%
fall in daily
car use to
school



7%
increase
in daily
cycling



11%
increase
in daily
walking



3%
increase
in daily
scooting



Cycle parking
increased to
54 spaces



85 children cycling
(June 2021)



24 scooter
parking spaces



“Better cycling environment”
- parents/
guardians



“Better walking environment”
- parents/
guardians



of staff walking more



Successful application to national Safe Routes to School programme



Staff noticing children’s better mood, behaviour, readiness to learn and physical activity levels

Henry Street pedestrian crossing progressing (July 2021)





Consultation Background

In 2020, Galway City Council in partnership with Scoil Iognáid, the National Transport Authority and An Taisce's Green-Schools programme, launched a pilot School Streets programme - the first city centre School Street in Ireland.



**Sráideanna Scoile
School Streets**

The project arose out of concerns of parents and school management about the interactions between children and cars in the front of school environment - a narrow, residential street in an older part of Galway City.

The street was closed from Monday to Friday, from 08.15am to 09.15am, and from 13.15pm to 14.45pm, from Monday 30th November 2020. The mechanism used to pedestrianise the street was Section 45 - (1) to (3) of SI No. 182/1997 - Road Traffic (Traffic and Parking) regulation 1997. Access and bicycles were permitted.

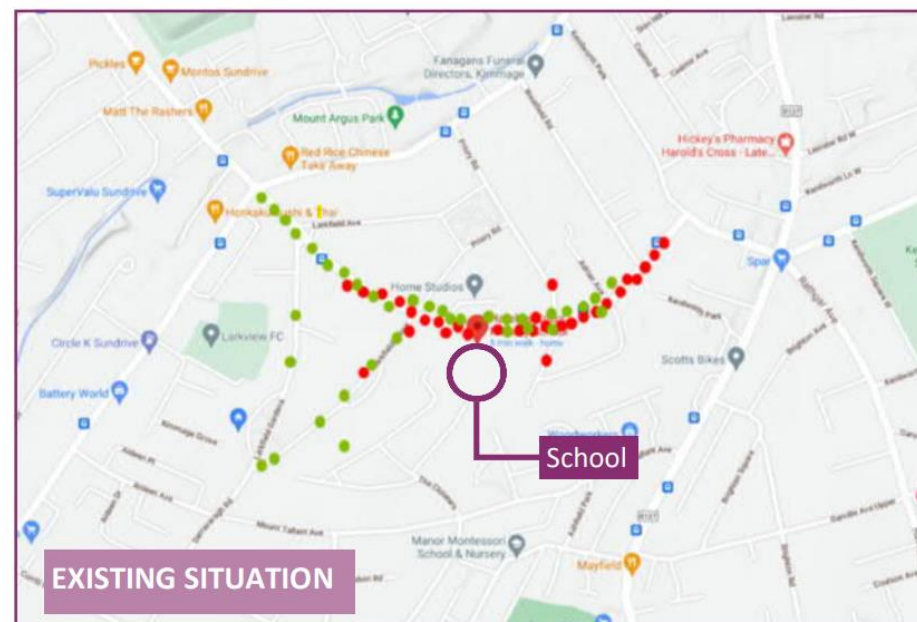
The pilot School Streets project was an iterative process, combining on-going communications, consultation and engagement; and infrastructure - delivering a 'School Zone' design - ultimately creating a safer, calmer, front of school environment.

The National Transport Authority identifies the front of school as the place where children congregate in the greatest numbers and where they are most vulnerable to indiscriminate parking practices, hazardous crossing conditions and air quality issues from idling cars (Safe Routes to School Design Guidance 2021).

- Each red dot represents a person dropped to school by car (i.e. a parking or set-down event).
- Each green dot represents a person walking/cycling to school.

Both diagrams have the same number of red and green dots. In the existing situation the red dots are concentrated in the vicinity of the school gate with resultant congestion, and safety and air quality issues.

With a School Zone or School Street in place, parking is not concentrated at the school and is distributed throughout the neighbourhood. A park 'n' stride parking location (e.g. at a local supermarket) can ease parking demand by taking a large number of cars away from local streets.



Map Data: Google Maps

Consultation Details

A survey of parents, guardians, residents and the local community of Scoil Iognáid, Raleigh Row, took place, to inform the final report on the pilot School Streets project.

The survey ran from Thursday 29th of April to Friday the 21st of May 2021 and was conducted by Interactions Ltd, on behalf of Galway City Council.

The survey was publicised to the wider school community through:

- Flyers in the letter boxes of over 875 homes and businesses in the wider school community area

- Notices in the Advertiser for three weeks
- Posts on social media
- Contact from the school to parents, and to the residents association
- Direct drop of paper surveys into homes along Raleigh Row, facilitated by a parent/resident



Sráideanna Scoile
School Streets

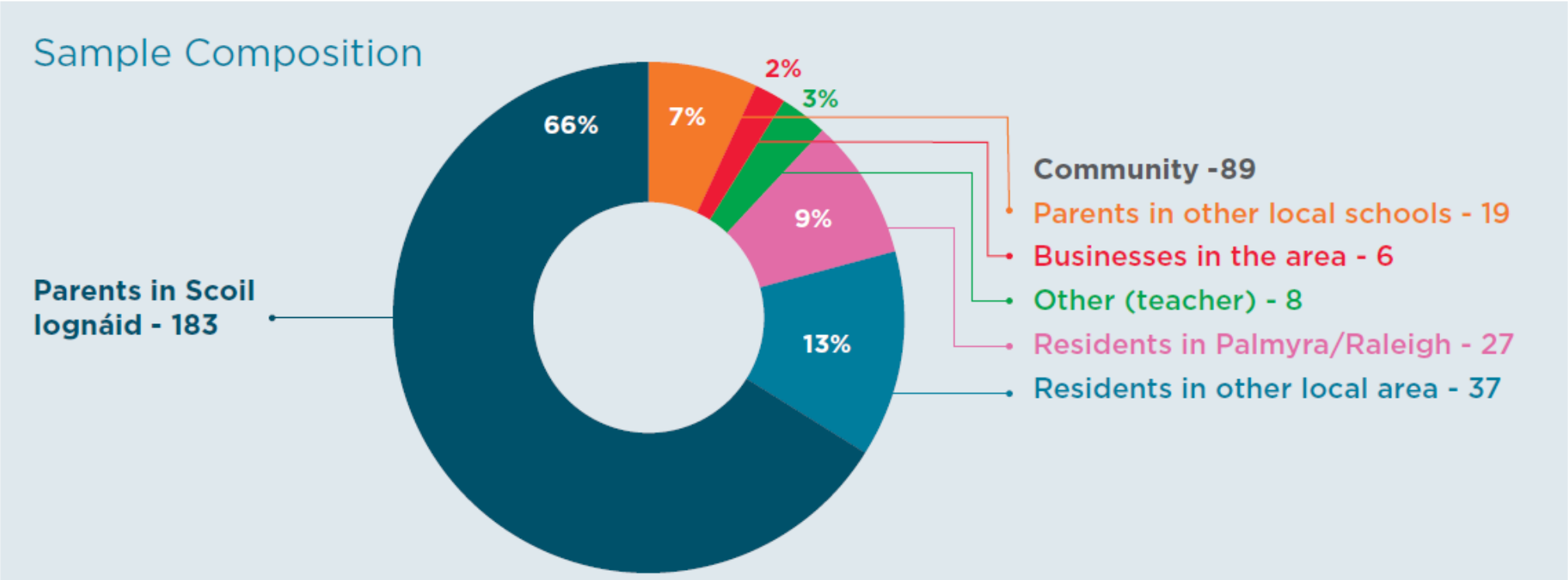
Response Rates

There were 294 responses to the School Streets survey in May 2021, including 8 from teachers, and 9 who did not specify their main interest.

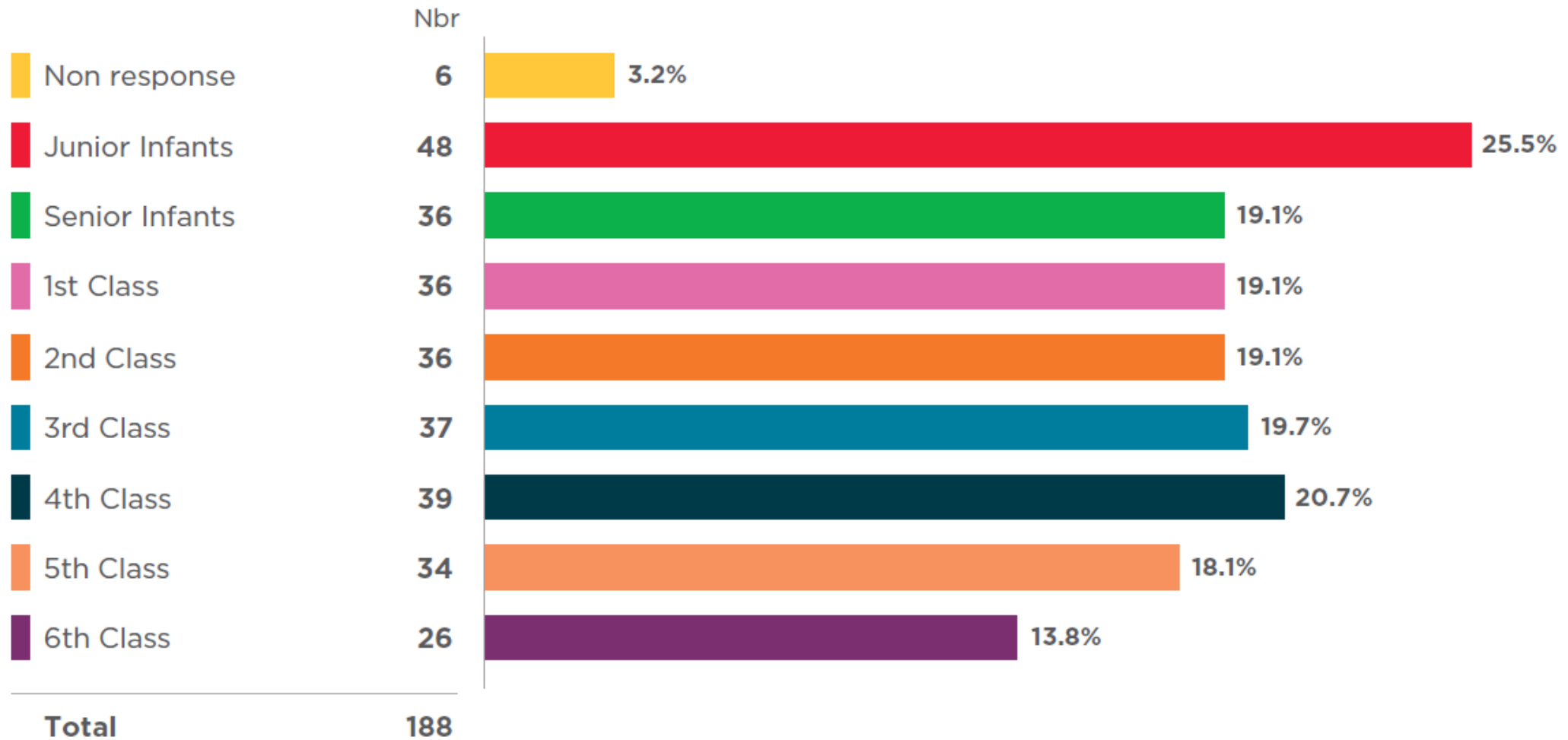
188 respondents were parents of children in Scoil Iognáid, 19 were parents in other schools. 70 responses were received from the wider community, with 8 of these from businesses.

The sections below relate to parents/ guardians' responses only, except for where indicated.

Parents' responses were broadly representative of the school, in terms of class make up.



What classes are your children in at Scoil Iognáid?





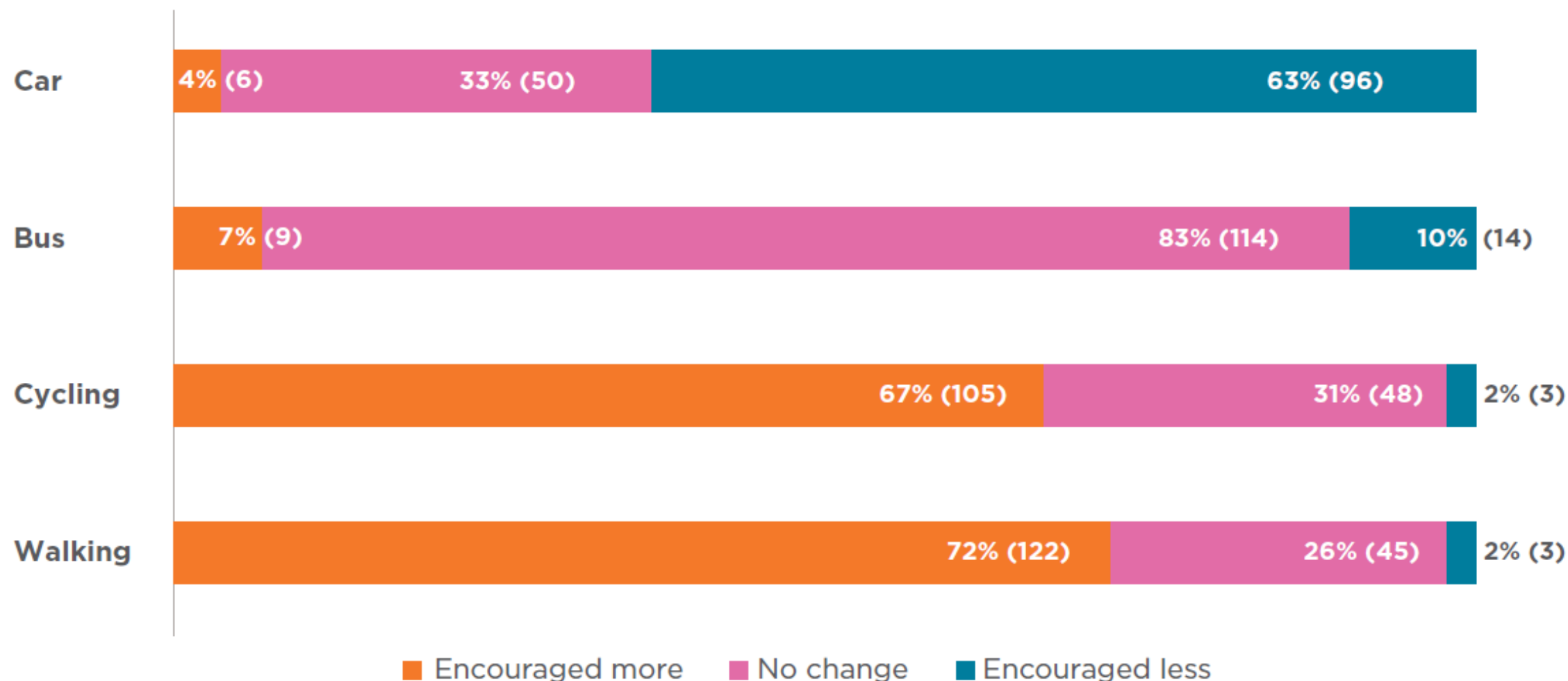
Consultation Results



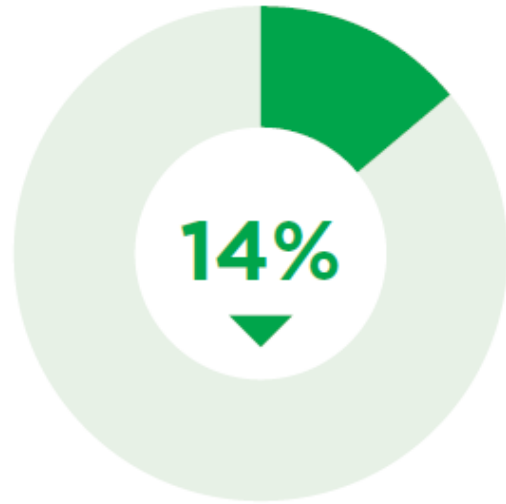
Impact on Modal Choice

There was strong endorsement across the board that the School Streets initiative encouraged both walking and cycling, and discouraged car use.

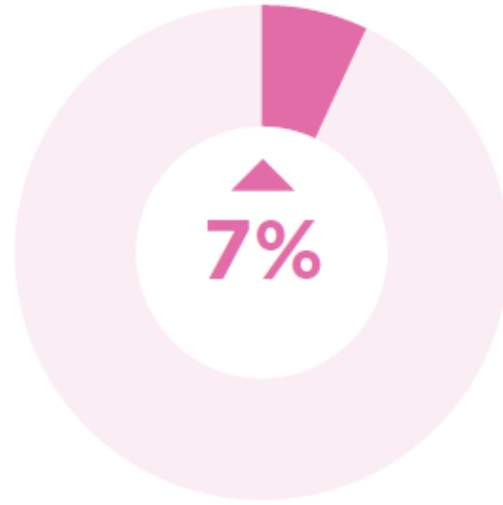
Do you feel your attitude to travel has been affected by the School Streets Pilot in the following ways? Encouraged more? No change? Encouraged less?



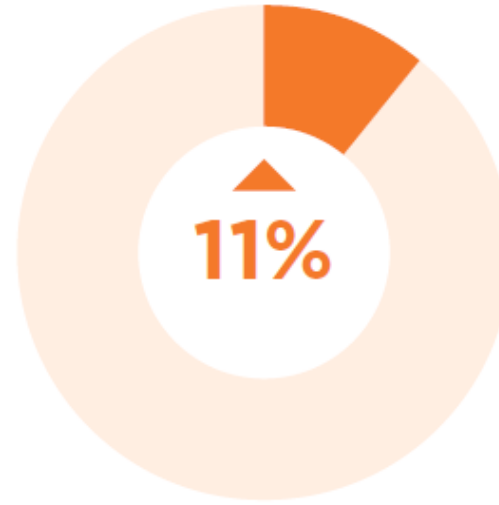
Scoil Iognáid parents reported:



fall in daily car
use to school



increase
in daily cycling



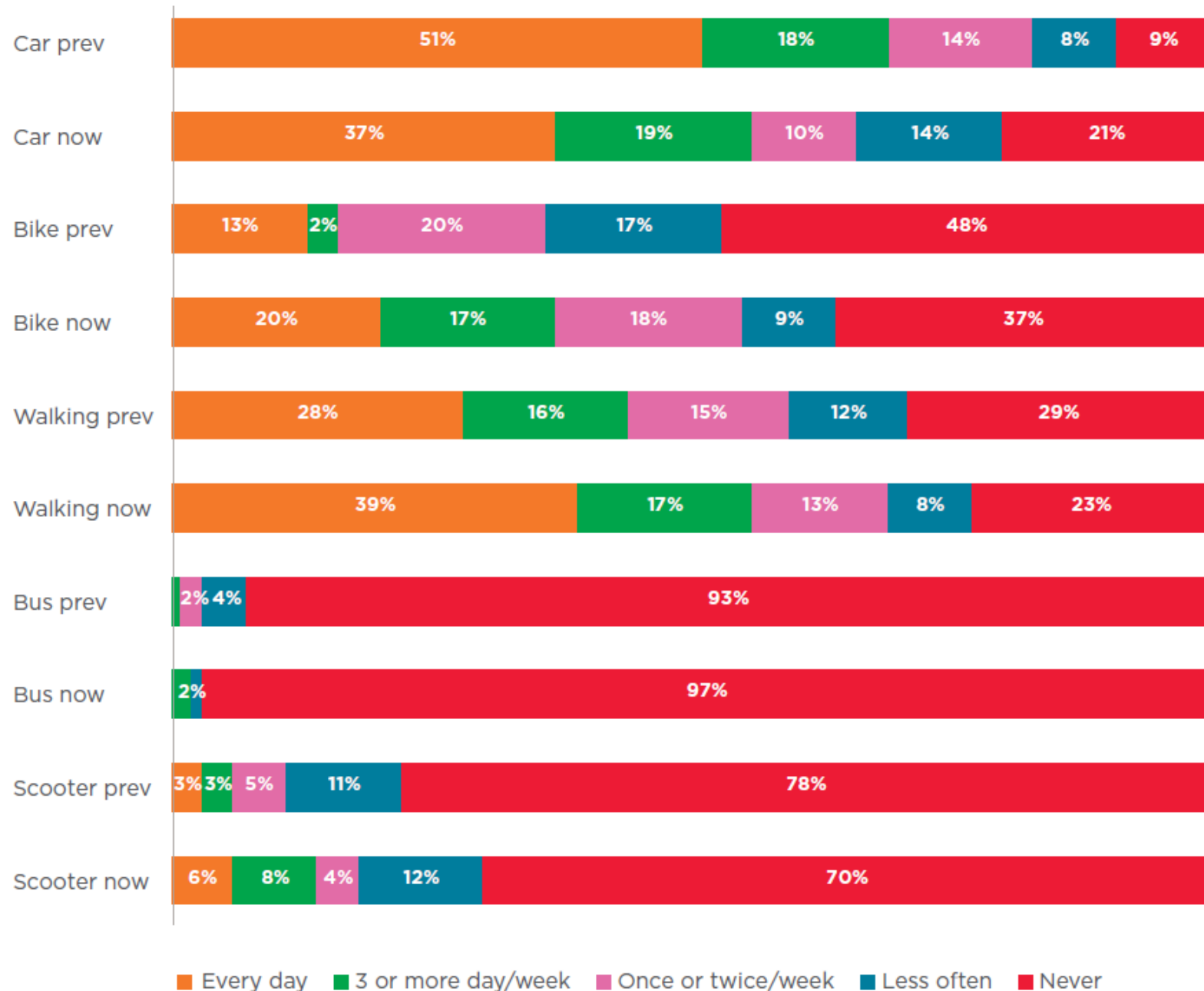
increase
in daily walking



increase
in daily scooting

There was an increase in bike use in all classes, and a consistent drop in car use across the classes

Modes Used, Parents/ Guardians School Streets Survey 2021

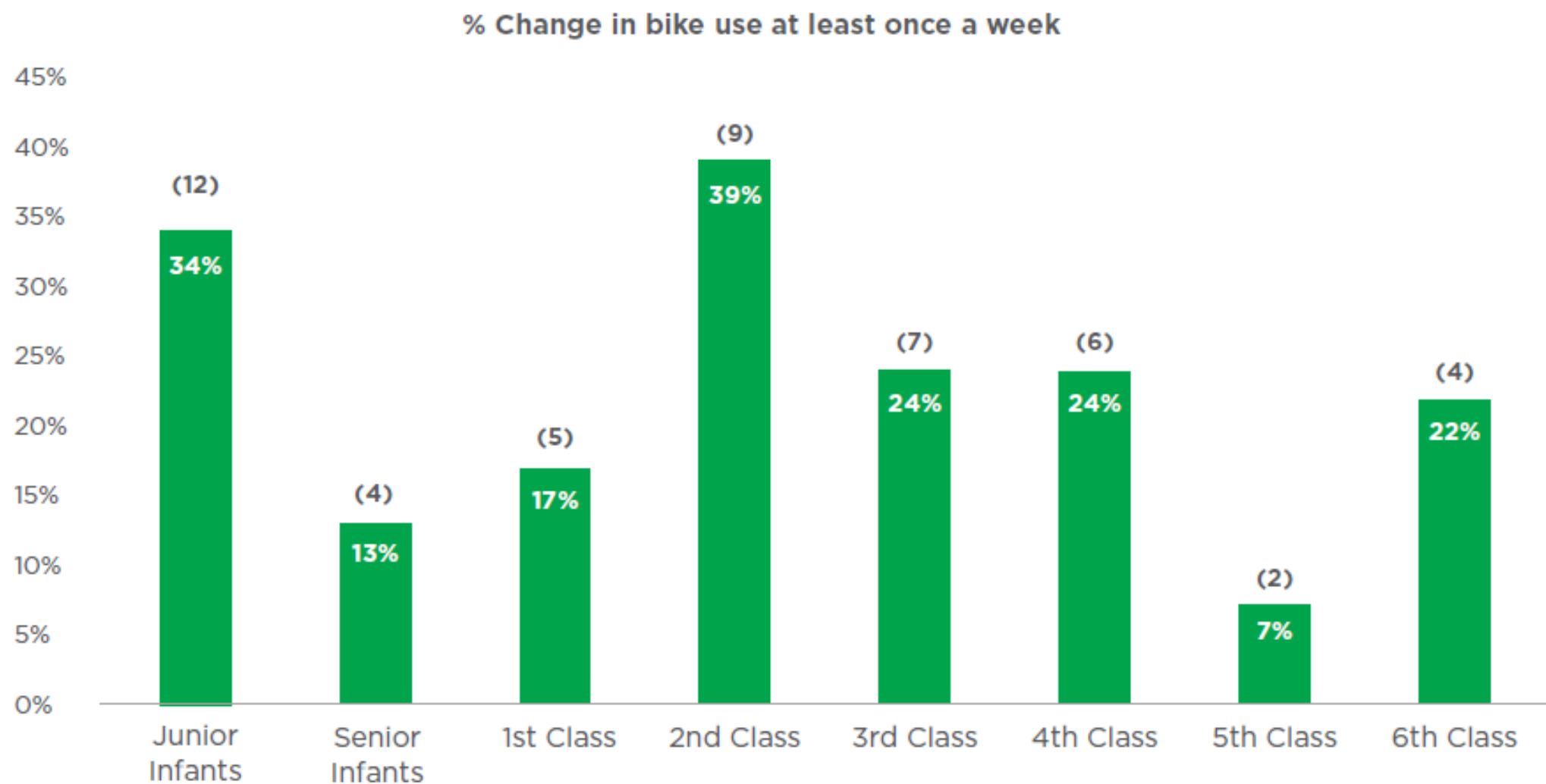


Questions asked:

Before the School Streets Pilot, how often DID your child/children use each of these types of transport going to and from Scoil lognáid (at about this time of year)?

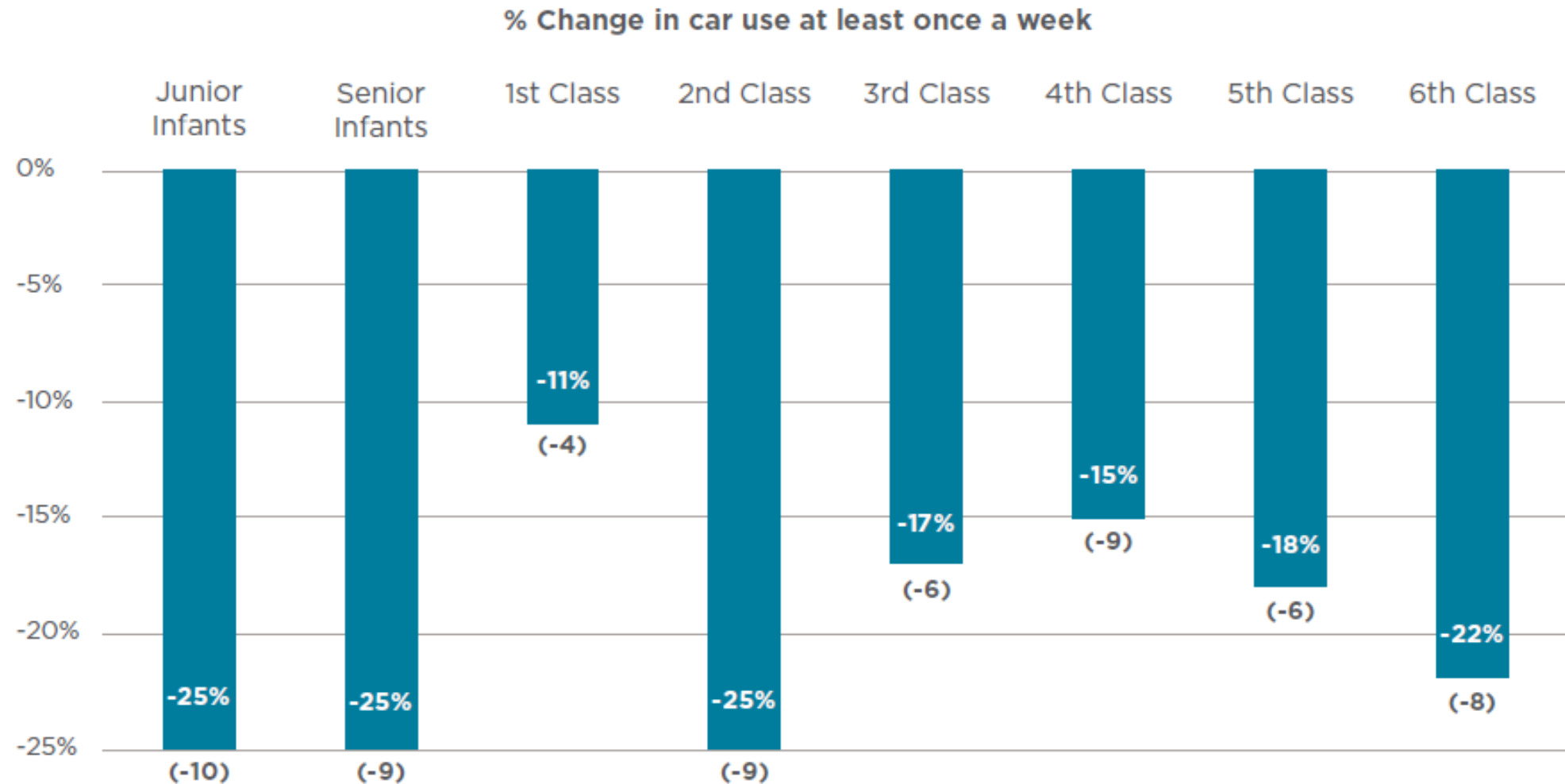
Since the School Streets pilot, how often DO your children each of these types of transport going to and from Scoil lognáid now?

Change in bike use, Parents/ Guardians School Streets Survey 2021



An increase in bike use in all classes

Change in car use, Parents/ Guardians School Streets Survey 2021



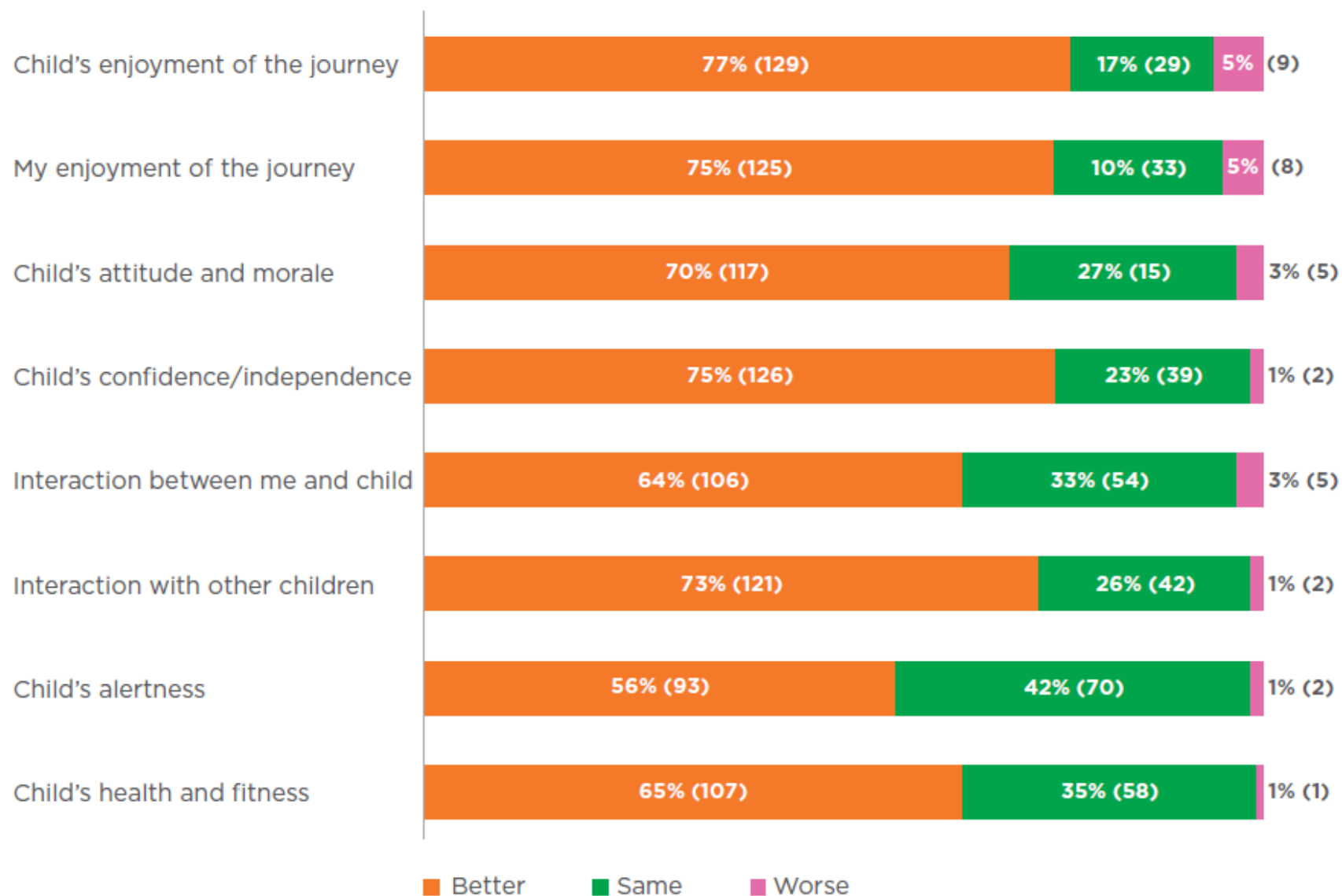
A consistent drop in car use in the classes



Rating of journey/child's experience

Parents reported improvements in a number of areas, as a result of the School Streets project, including the child's personal effectiveness and enjoyment of the journey to school.

How would you rate the impact of the changes on the following?





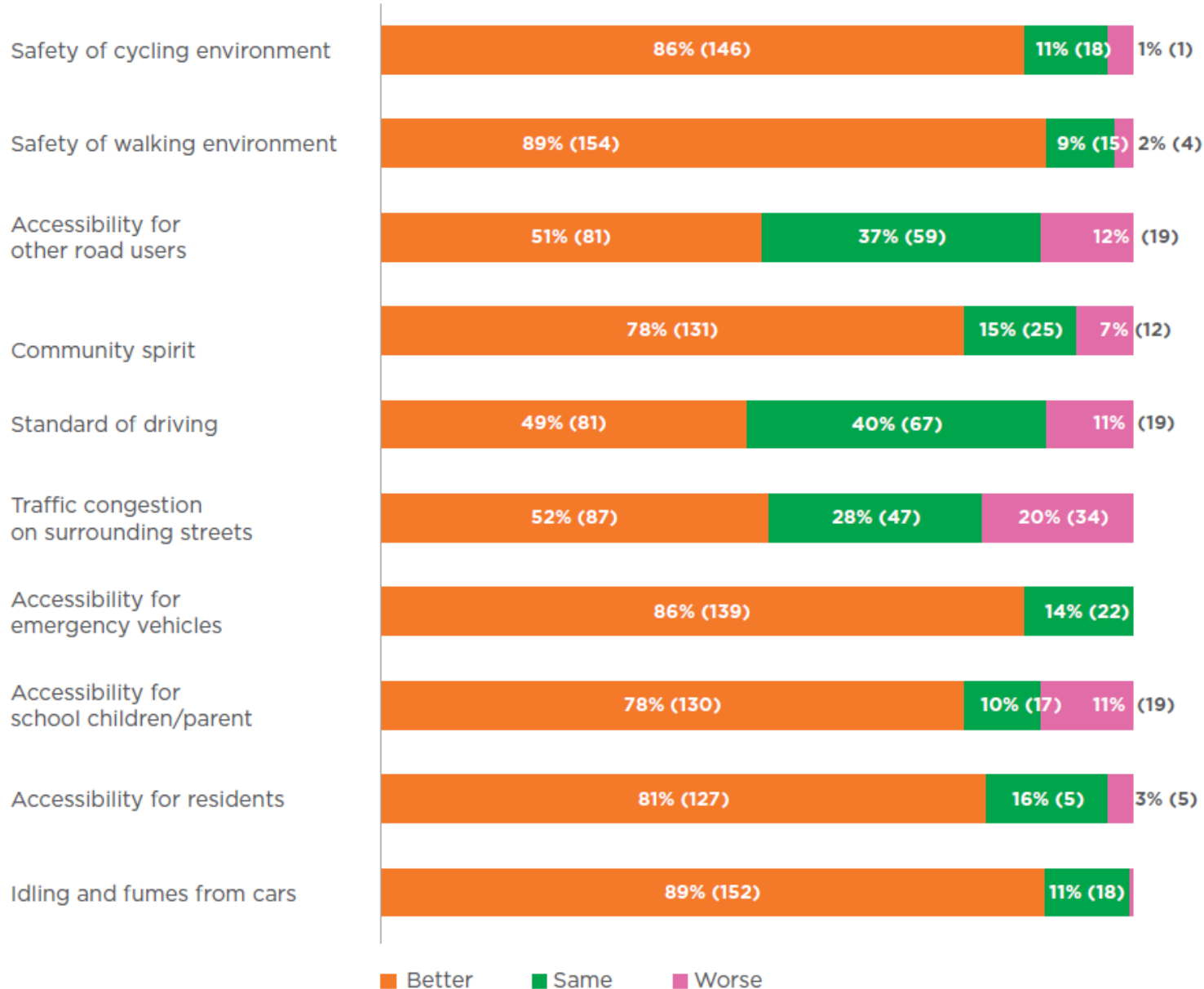
Impact on local area

Parents and Guardians observed positive impacts on the local area, as a result of the School Streets project. 86% of respondents said the cycling environment was better, with 89% saying the walking environment was better.

Other observed positive impacts include accessibility for emergency vehicles, school children/ parents and residents. Idling and fumes from cars was also positively impacted.



How would you rate the following compared to before?



Parents/ Guardians reported availing of free on-street parking, as part of Park and Stride, every day (24%), three or more days a week (16%) and once or twice a week (9%).

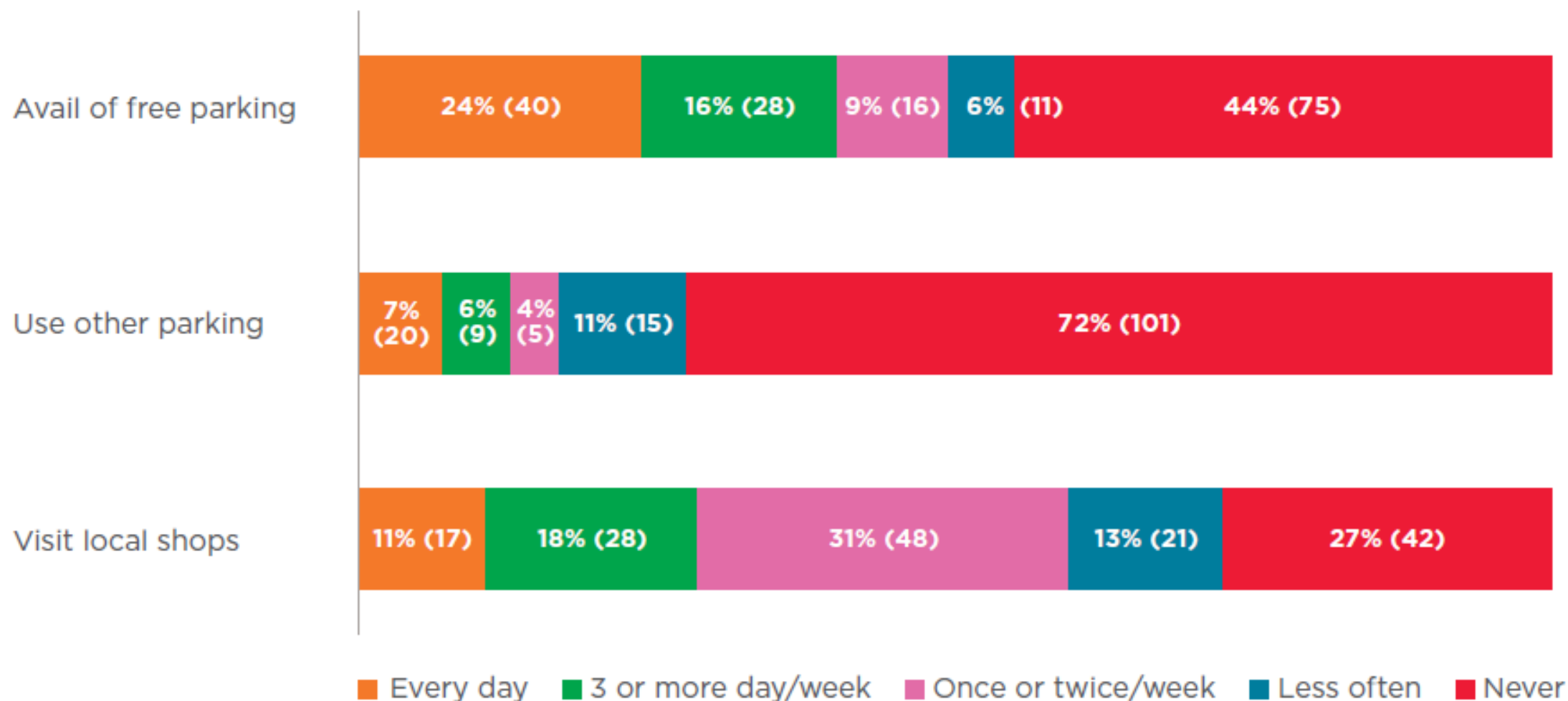
Parents/ Guardians were less likely to use other parking, as part of Park and Stride (every day - 7%; 3 or more days a week - 6%; once or twice a week - 4%).

Parents/ Guardians reported use local shops near the School Streets on the school run e.g. for papers, milk, coffee etc. every day (11%), three or more days a week (18%), or once or twice a week (31%).

It is undetermined if a connection can be made between encouraging Park and Stride and parents/ guardians accessing local services, as a 'pre' study figure or comparison with another school is not available.



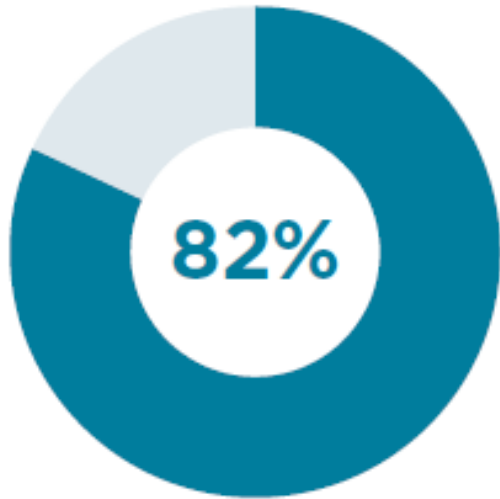
Since the start of the School Streets pilot, how often do you do the following?



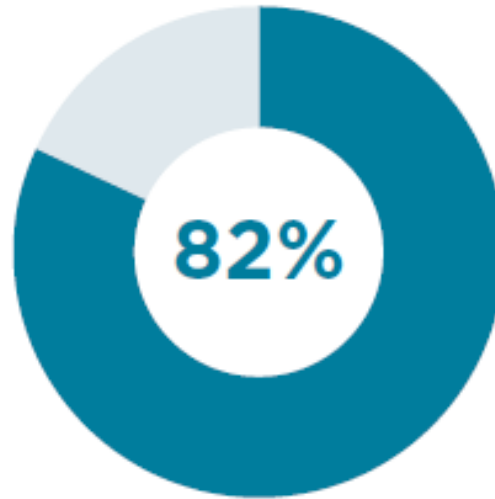


Overall Satisfaction

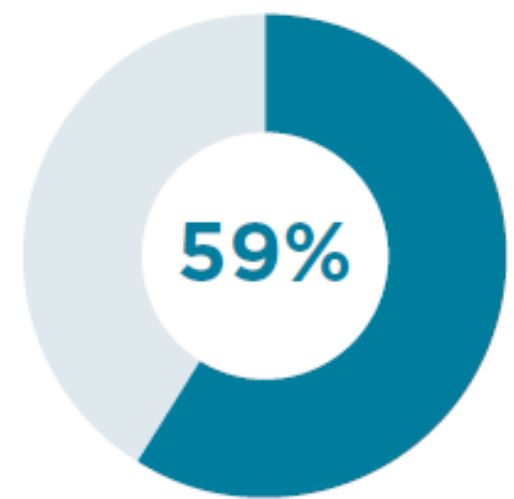
Overall, parents/ guardians expressed satisfaction with the School Streets pilot.



**were very satisfied/ satisfied
with compliance with the
pedestrianised streets.**



**were very satisfied/ satisfied
with the journey to school.**



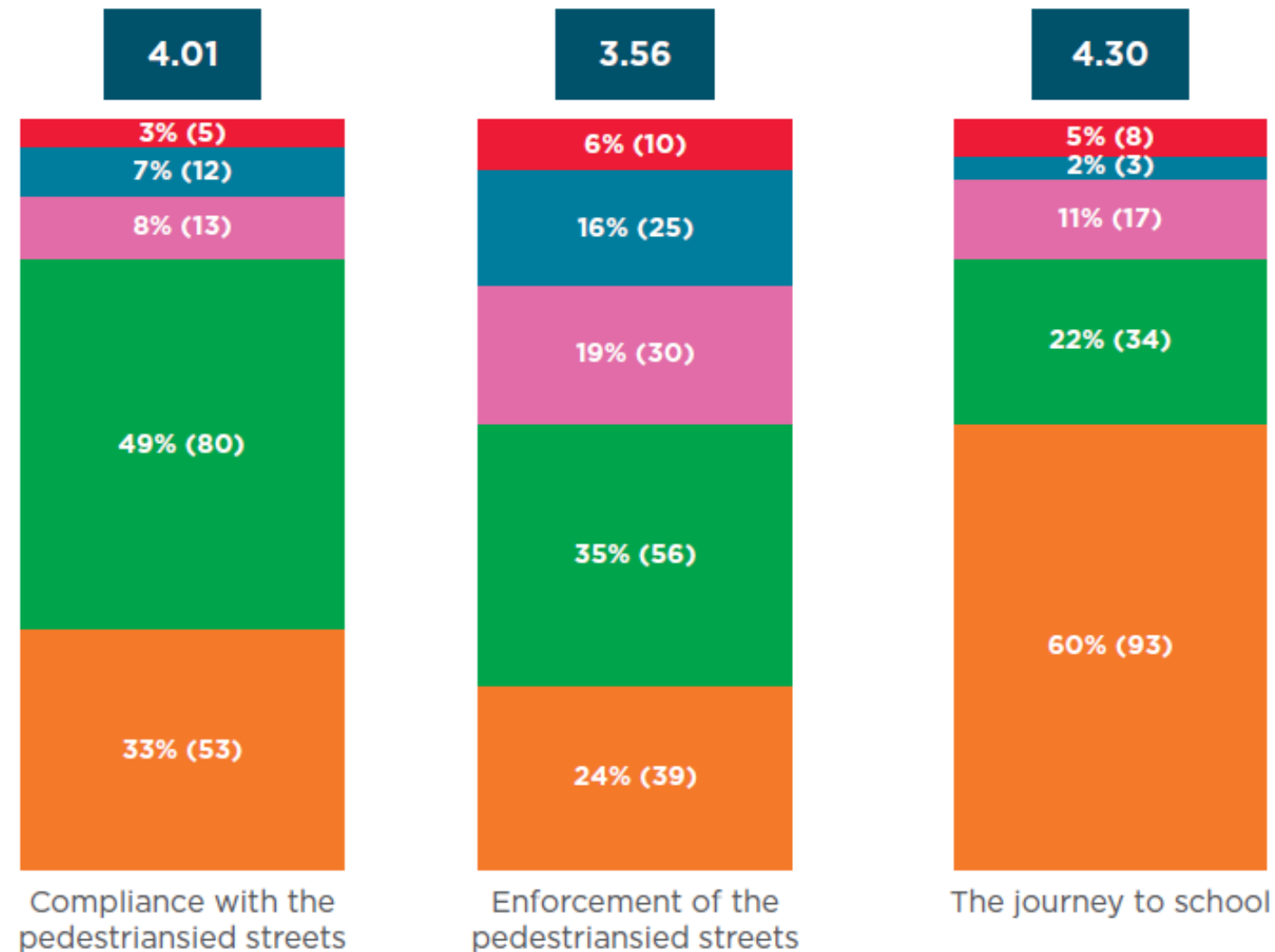
**were very satisfied/ satisfied
with enforcement of the
pedestrianised streets.**


There were a number of comments in relation to enforcement, and drivers not complying with the statutory signage. This is one of the limitations of this scheme, with enforcement of the Rules of the Road outside the control of Galway City Council.

How satisfied are you with the following?

Mean Score:
On a scale of 1 to 5

- Very Satisfied
- Satisfied
- Neither
- Dissatisfied
- Very Dissatisfied





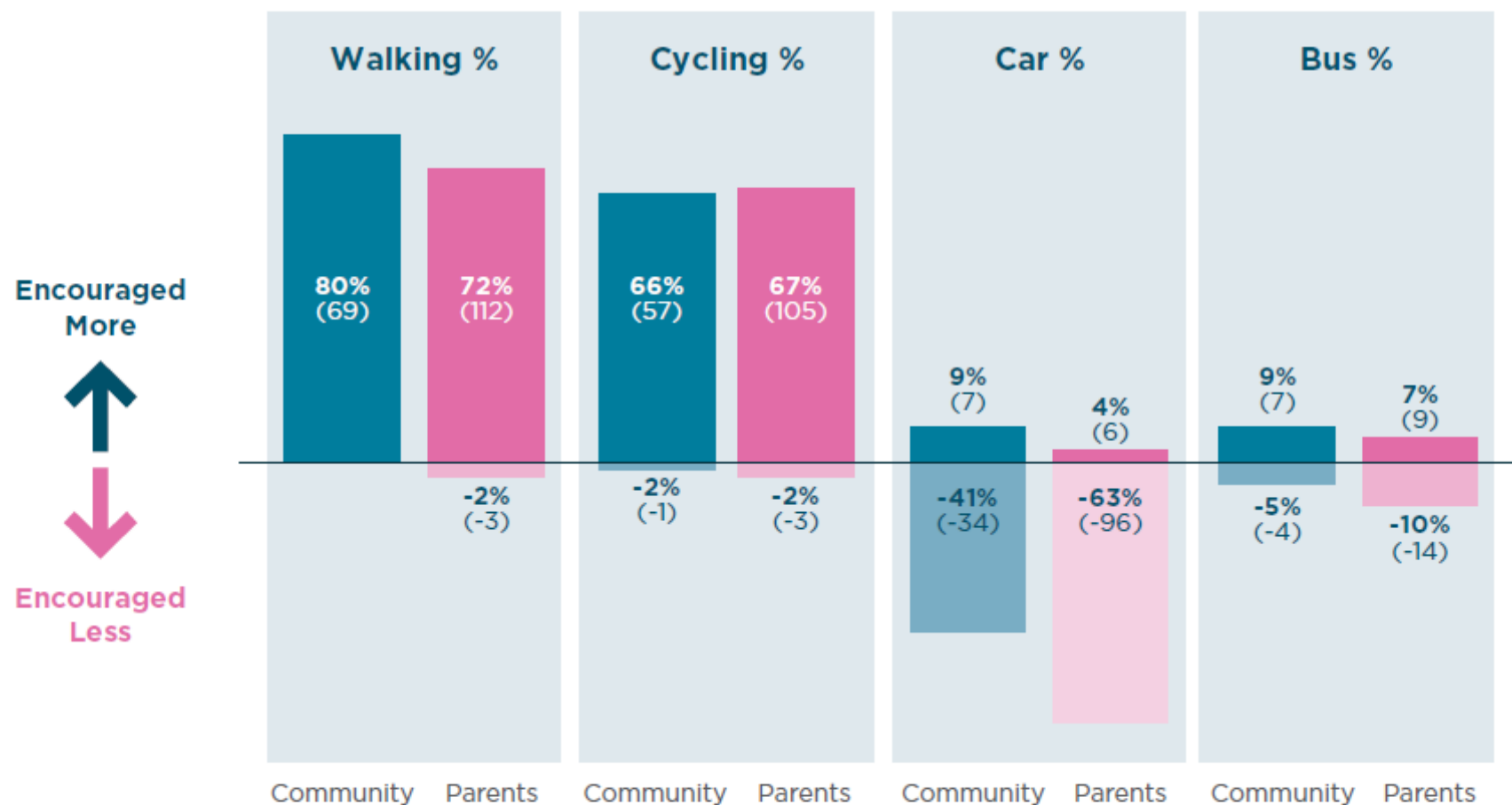
Community Feedback

89 surveys were completed by the local community, including businesses.

Comparing the community surveys to the parents'/ guardians' surveys, there was strong endorsement across the board that the School Streets initiative encouraged both walking and cycling, and discouraged car use.

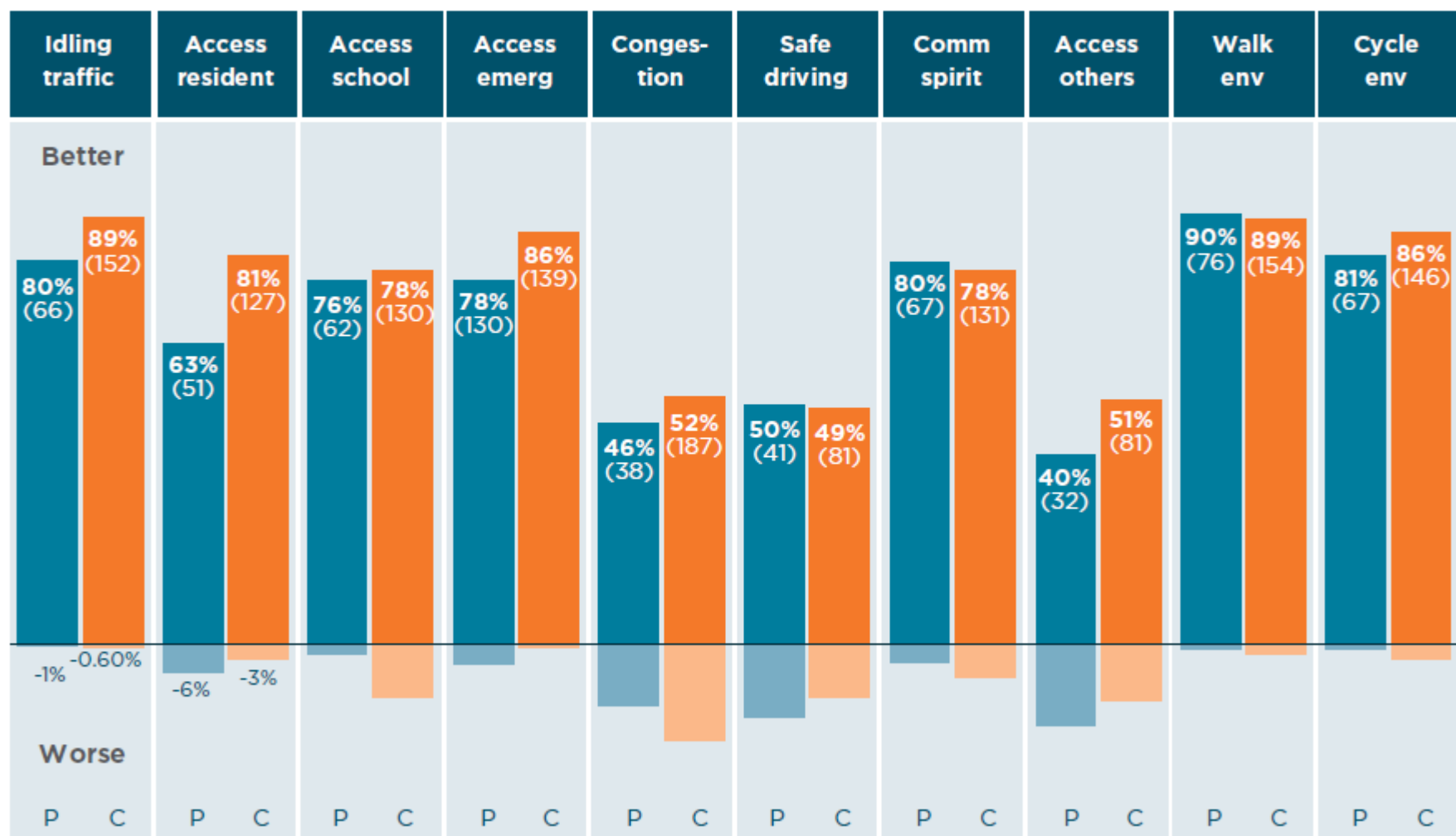
Parents and the Community have both noted the improved walking and cycling environment, improved access (for school & emergency vehicles), and community spirit, with 76% to 90% saying these are better. In contrast, only ~50% have noted improved driving standards and reduced congestion.

Do you feel your attitude to travel has been affected by the School Streets Pilot in the following ways? Encouraged more? No Change? Encouraged less?



Strong endorsement across the board that the initiative encouraged both walking and cycling and discouraged car use

How would you rate the following compared with before?



P = Parents C = Comm

Full question text is as follows:

Q2. How would you rate the following, compared with before the School Streets project commenced?

- Safety of walking environment during pedestrianised hours
- Safety of cycling environment during pedestrianised hours
- Idling and fumes from cars during pedestrianised hours
- Accessibility of School Streets (Palmyra Row, Palmyra Park & Raleigh Row) for residents
- Accessibility of School Streets (Palmyra Row, Palmyra Park & Raleigh Row) for school children, parents and guardians
- Accessibility for emergency vehicles during the pedestrianised hours
- Traffic congestion on the surrounding streets during the pedestrianised hours
- Standard of driving – safe manoeuvres, obeying road signs, parking, etc
- on surrounding streets
- Community spirit
- Accessibility for other road users e.g. deliveries, drivers taking a short cut

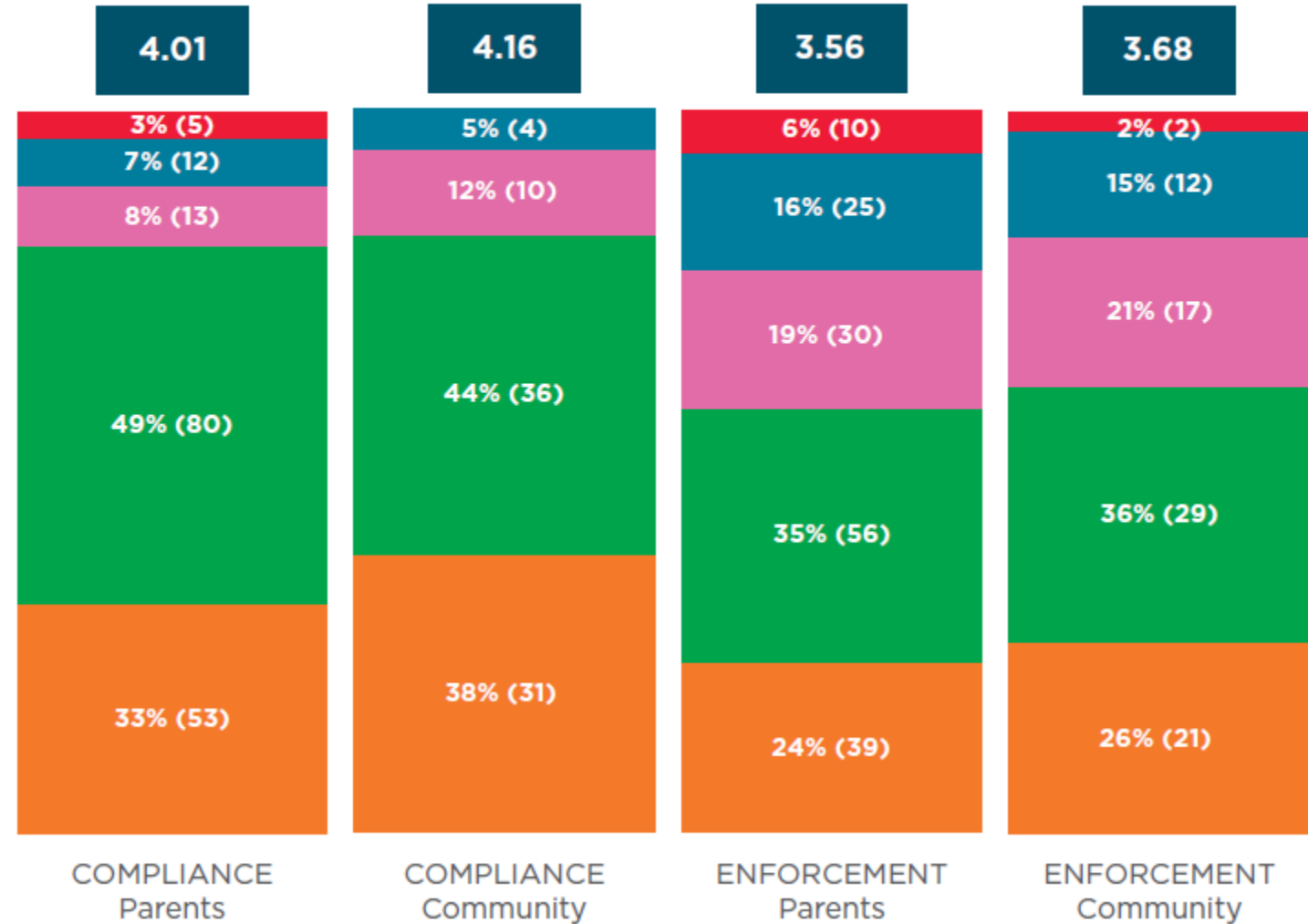
Rating of Compliance and Enforcement, Community and Parents/ Guardians School Streets Survey 2021



expressed positive satisfaction with compliance with the pedestrianised streets. Satisfaction with enforcement is lower for both parents and the community.

Mean Score:
On a scale of 1 to 5

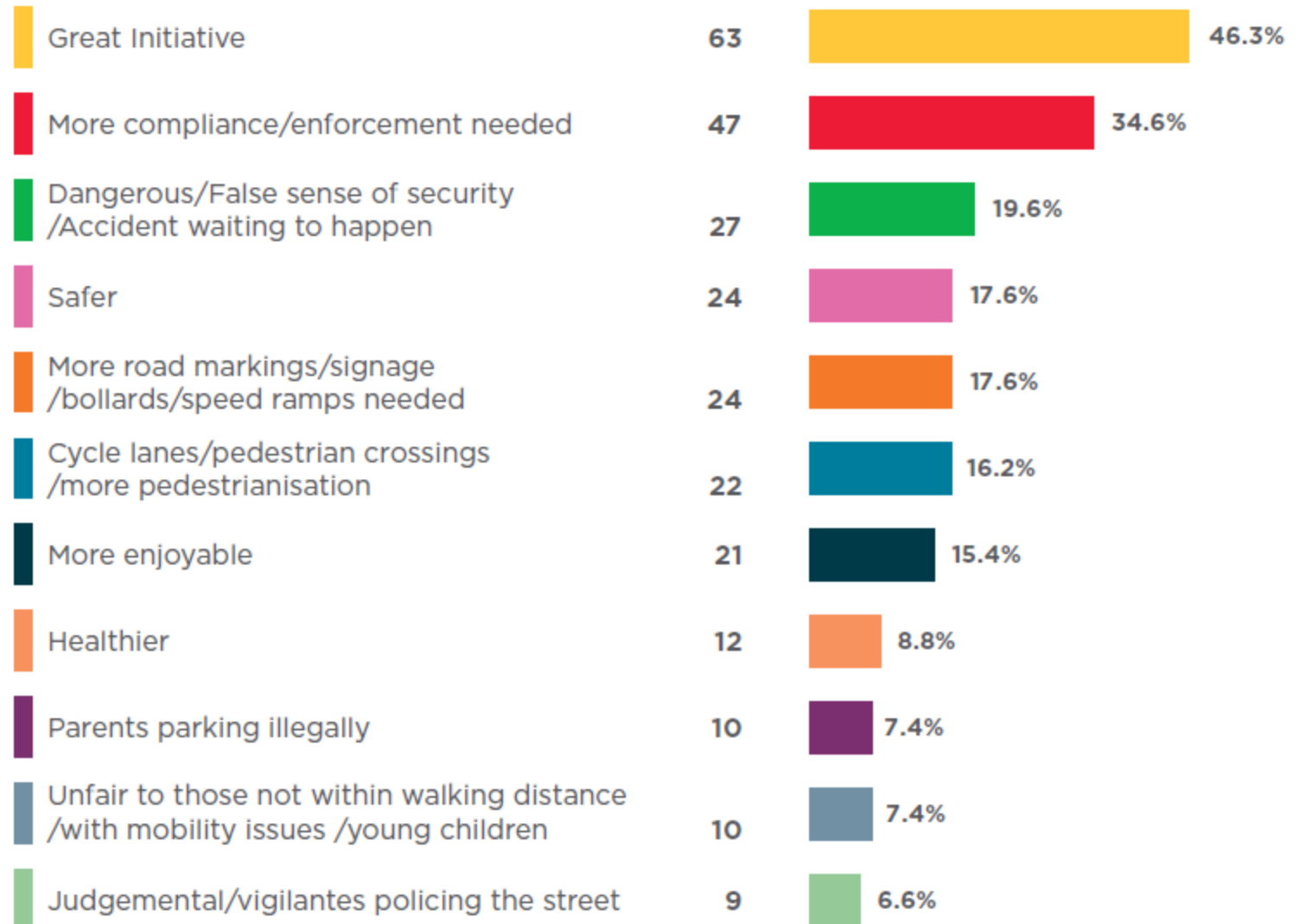
- Very Satisfied
- Satisfied
- Neither
- Dissatisfied
- Very Dissatisfied



Comments – Main Themes

The majority of respondents expressed their satisfaction/delight with the scheme, citing it as safer, healthier, and more enjoyable.

Many of these, however, also expressed concern with the lack of compliance, and the resulting dangers, citing the need for better signage, cycle lanes to school, etc.



"As a parent, I enjoy the journey to school much more, i am happier knowing that my kids have done a bit of exercise in the morning and I think they are better prepared for school when they arrive."

"Does not take into consideration families with mixed aged children where 1 or more is too young to travel independently therefore adding extra stress to/from school where you need to allow extra time to try find parking."

Covid has affected bus options for us but in future we would consider letting the children go independently on the bus. The older ones already ask if they can walk independently as some of their friends do now. This stretch of road used to be dangerous and unpleasant. It is now wonderful, one of the best streets in Galway. Full of character. If not for Covid we would definitely shop more often in Ernie's or get a coffee or lunch in Kai. This is a glimpse of the city which Galway could be, a truly wonderful initiative.

"School Streets is a fantastic initiative. I only have positive things to say about it. Our children walk 10-15mins every day to and from school, in all weather! It is safer, healthier and WAY more enjoyable."

"The routes to Raleigh Row and Palmyra Park are not cycle-friendly with awkward junctions and narrow areas. Cycle lanes and proper pedestrian crossings as a priority please! "

"Maith sibh, is tionscnamh iontach é. Bíonn mo páiste ag rothaíocht níos mó. Tá atmaisféar níos sábháilte thart an scoil freisin."

"Fails to accommodate families living outside walking distance from school. We are 15km away. Parking stress is unfair. Introducing this additional stress during level 5 Covid pandemic is unnecessary stress on parents."

"As child is in 6th class he has full independence now getting to school. He seems happy. I feel he is safe."

"There is a massive reduction in traffic noise. I did not realise how noisy they were until the cars were gone."

As a resident and parent, I wholeheartedly support the initiative. It has made a huge difference to child safety and to the air quality on Raleigh Road and around the school itself. I hope that others school communities will also benefit from such schemes. The only proposal I would make for future initiatives like this is that the implementation in the initial weeks would be supervised daily by traffic wardens or other GCC personnel... With less traffic, some drivers drove at a faster pace than (sic) usual down the street... some drivers were not parents and were just unaware of the scheme... Others were childminders/grandparents who may not have been informed of the new rules or didn't realise that the scheme was in operation. The GCC personnel, parents, and teachers who worked behind the scenes to make this happen should be proud - this is what transformational change looks like.

"Is iardhalta Scoil Iognáid mé. Tá dul chun cinn ollmhór déanta ag an scéim seo chun timpeallacht sábháilte siúil agus rothaíocht a cruthú mórthimpeall na scoile. Tá mé fíorbhuíoch don obair ar fad agus don chomhoibriú ar fad. ."

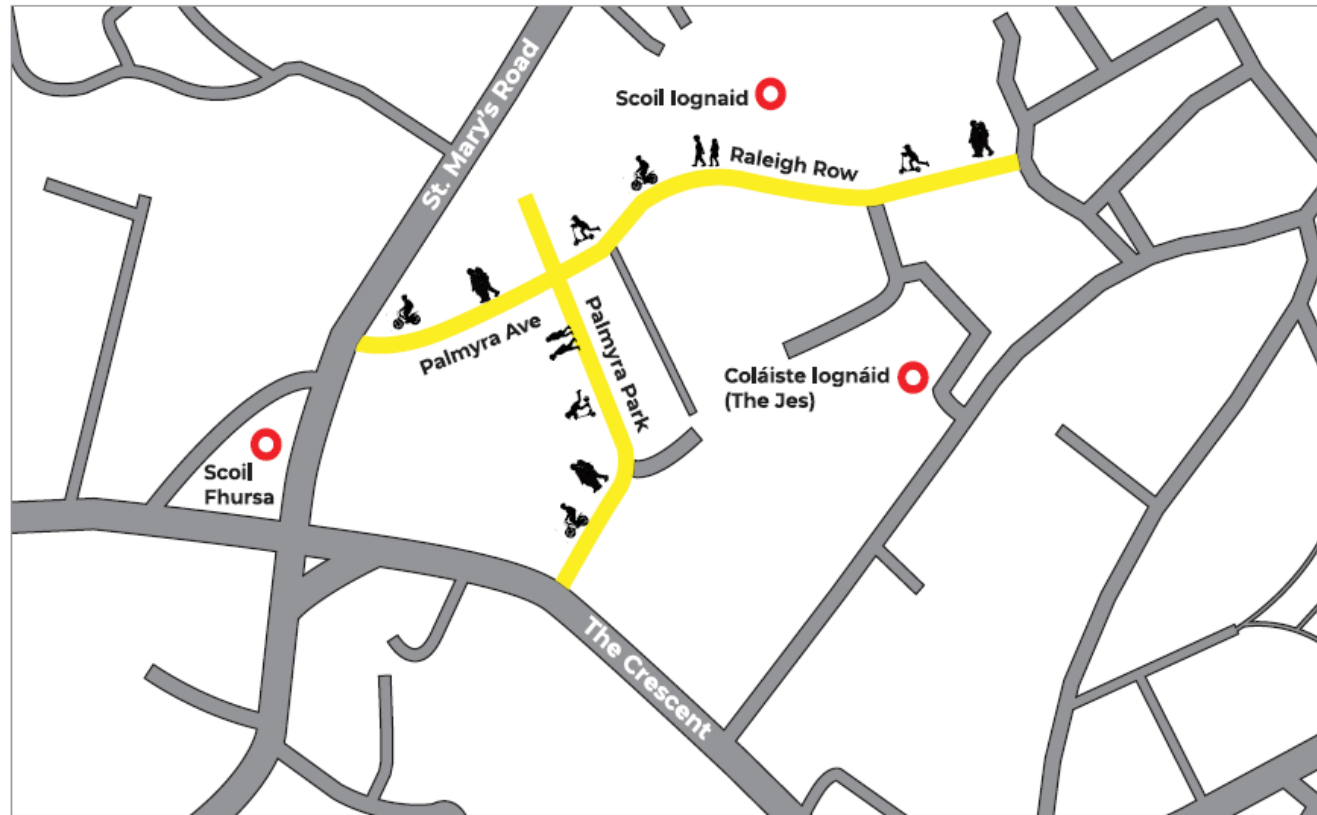
"It is a pleasure to be able to allow my children to cycle safely down Raleigh row. They are occasionally lulled into a false sense of security when cars pass down during school time, but overall, a much safer environment, and we definitely cycle more now that it is safer."

"There is room to actually walk next to your child - a simple pleasure that was not possible before due to the traffic and narrow footpaths."



Business Feedback

Only 6 businesses responded to the survey – as such their responses are not representative



Map Showing location of Scoil Iognáid, and the three pedestrianised streets

Staff Survey



Staff Survey

A Staff Survey was promoted to teaching and other staff in Scoil Iognáid, to capture their feedback on the pilot at the same time as the parents/ guardians/ community surveys.

There were 13 responses from staff, with the survey available in both English and Irish.



Impact on Children

Staff reported very positive impacts from the School Streets pilot on the children's mood, behaviour, readiness to learn and physical activity levels. These are benefits that may be unseen by the wider school community, but undoubtedly have add on benefits to the children and the school.

Staff commented on children's increased independence, their readiness to learn, and the improved atmosphere and reduced stress at the school gate:

“Significantly more pupils are cycling to school.”

“Is maith le na páistí a bheith ag rothaíocht ar scoil ar maidin le chéile mar ghrúpa.”

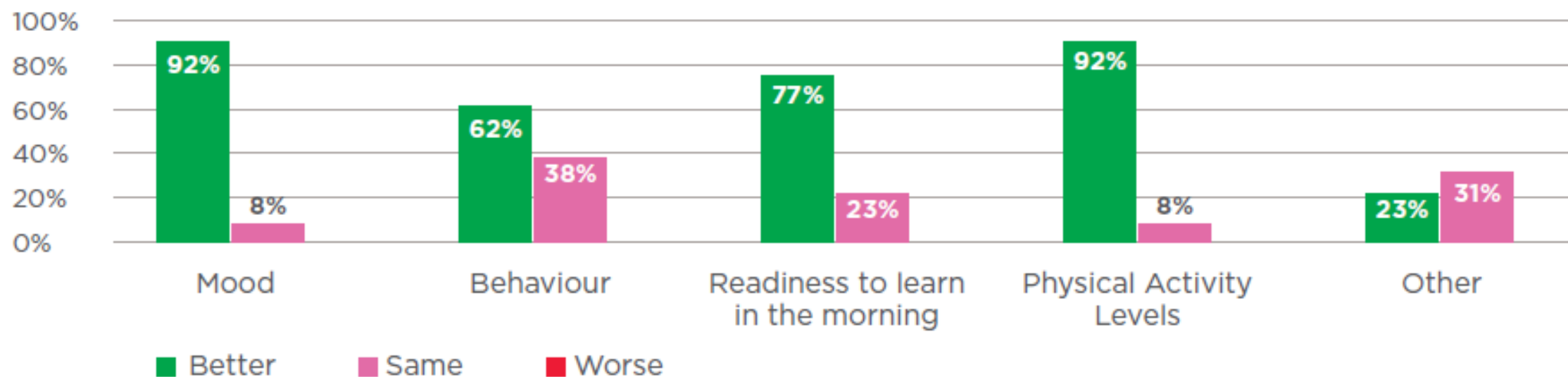
“I have noticed a huge improvement when the children arrive to school. They are much more awake and a lot less sluggish. They have rosy cheeks, bright eyes and are fresh and ready to start.”

“The children have gained much more independence, they are able to come down Raleigh Row on their own, they are coming into the yard and the classroom on their own also. The children are much more awake when they arrive into my classroom because they have walked a longer distance than from the gate of the school. They are fresher and full of energy.”

“Tá an atmaisféar taobh amuigh do gheataí na scoile i bhfad níos ciúine gan carranna. Tá an torann agus an stress laghdaithe go mór.”

Impact on Children, Staff Survey May 2021

Since Palmyra Part, Palmyra Avenue and Raleigh Row were pedestrianised as part of the pilot School Streets project in Scoil Iognáid, have you noticed any changes in children's... (N=13)



Staff observed a number of improvements as a result of the School Streets pilot, in particular community spirit; idling and fumes from cars during pedestrianised hours; and safety of the walking/ cycling environment during pedestrianised hours, with all 13 teachers reporting a positive impact.

Generally the staff were satisfied with the journey to school, enforcement and compliance. It was noted by one staff member that, “Teachers must arrive at school much earlier in order to access school parking. This is a problem in the evening too.”

How would you rate the following compared with before the School Streets pilot? (N=13)

Accessibility for other road user e.g. delivery, driver taking a short cut

Community spirit

Standard of driving - safe manoeuvres, obeying road signs, parking etc.

Traffic congestion on surrounding streets

Accessibility for emergency vehicles

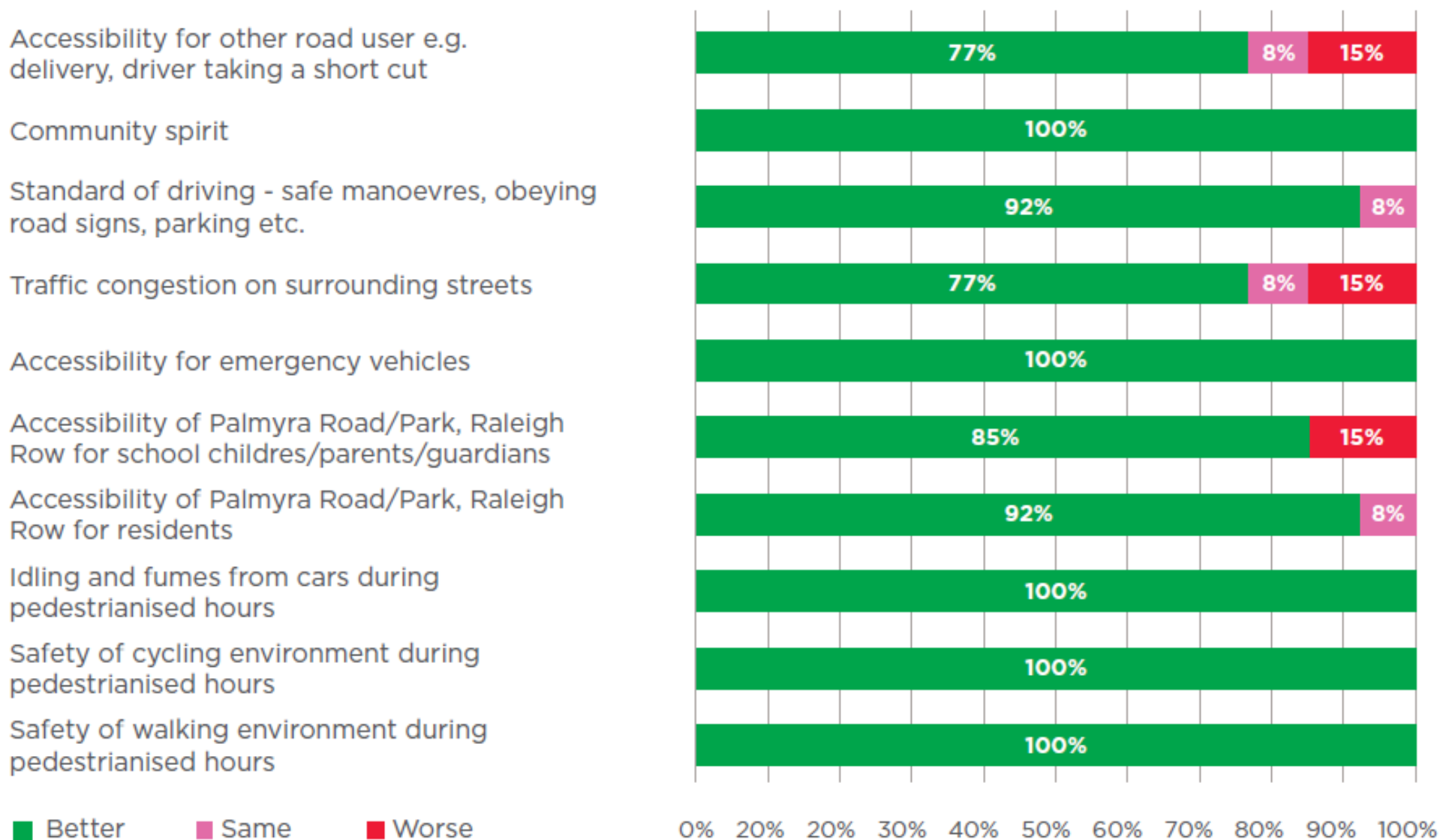
Accessibility of Palmyra Road/Park, Raleigh Row for school children/parents/guardians

Accessibility of Palmyra Road/Park, Raleigh Row for residents

Idling and fumes from cars during pedestrianised hours

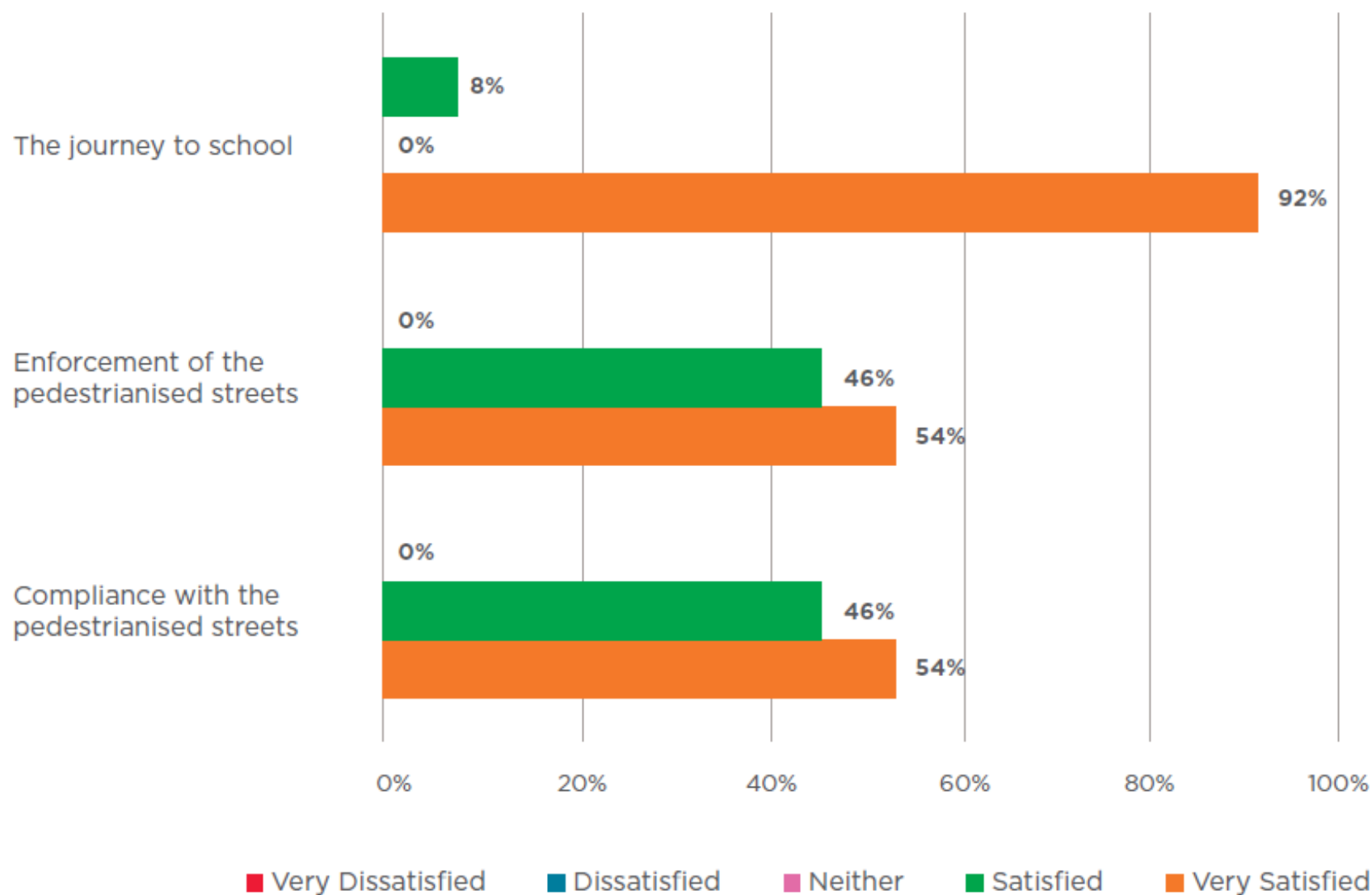
Safety of cycling environment during pedestrianised hours

Safety of walking environment during pedestrianised hours





How satisfied are you with the following... (N=13)

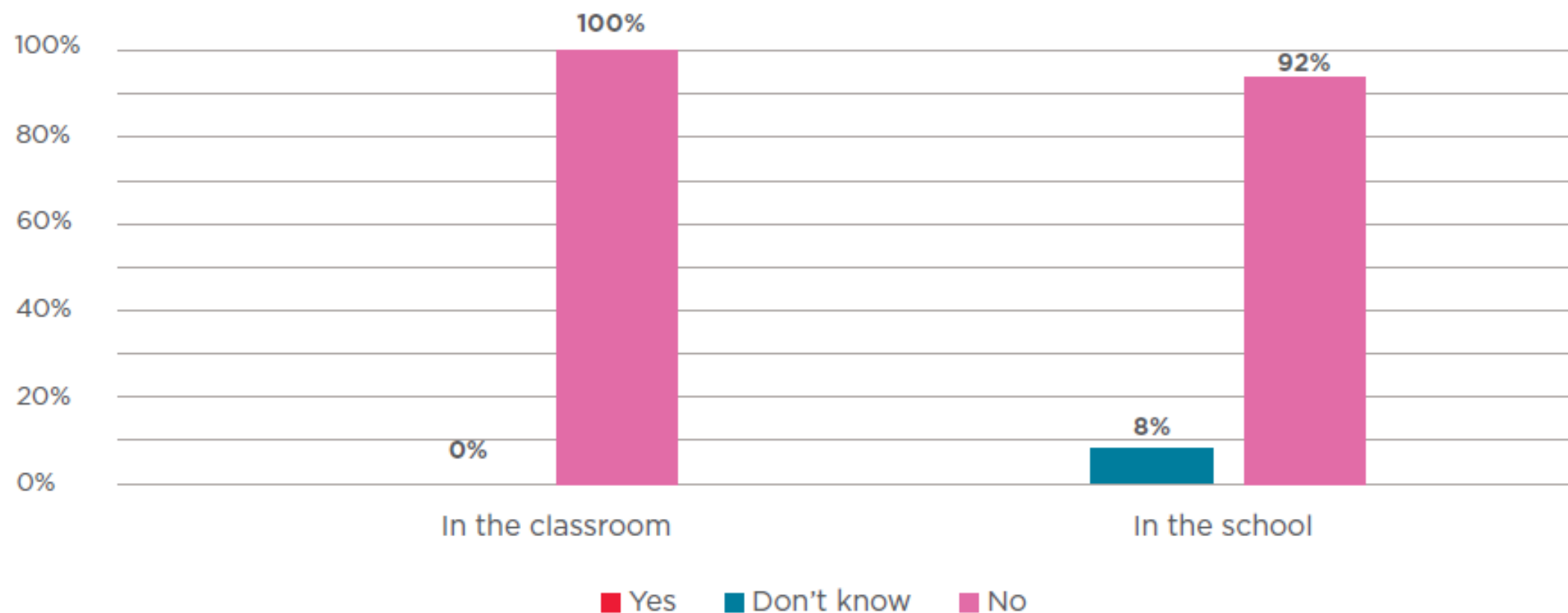


Staff reported no negative impacts in the classroom or the school, as a result of the School Streets pilot. One staff noted, “Bíonn na páistí ag caint agus ag comhrá Lena gcairde ar an mbealach ar scoil agus tugann sé neamhspleachas dóibh.”

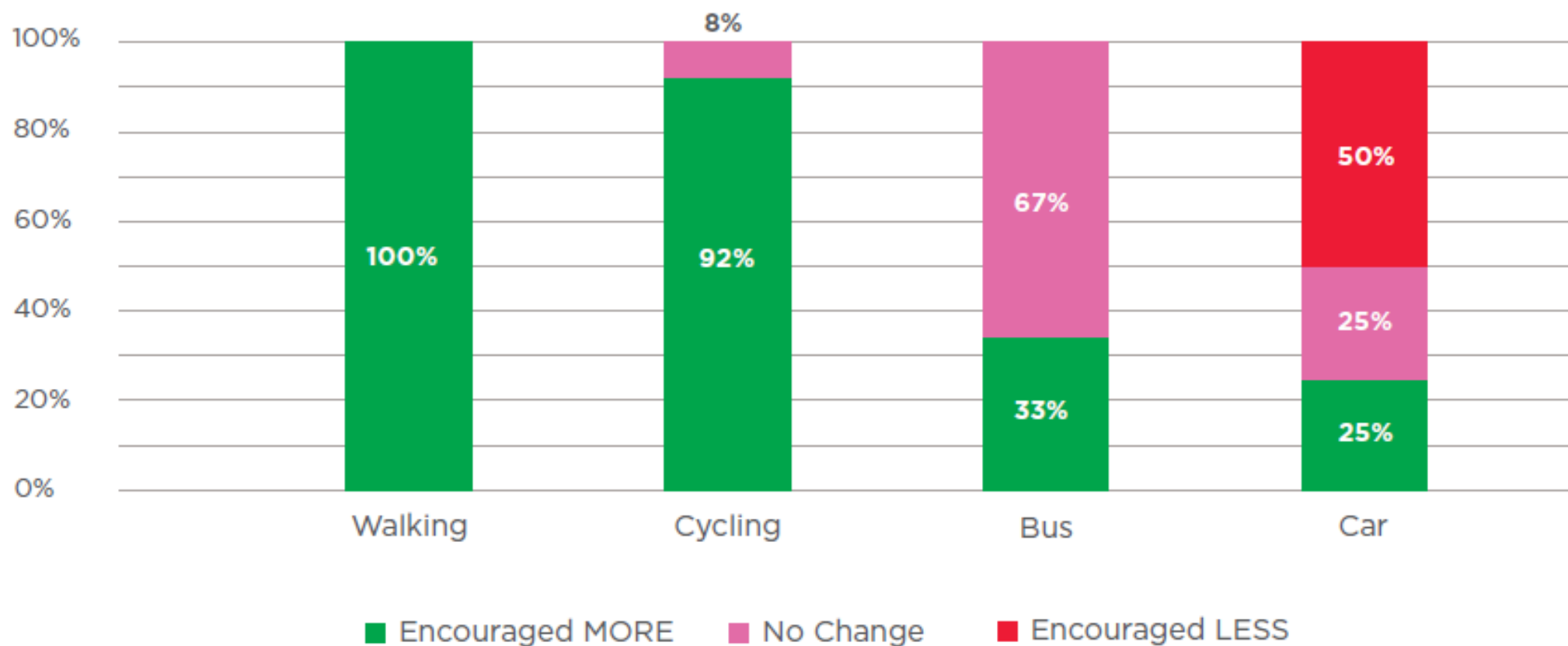
However, one staff member noted that signage could be “...clearer – for those outside the school community who would not be aware of pedestrianisation, as a person turns down Palmyra from either end it would be easy to miss the signs... It is easy for a car to turn down by Arc Vets without realising they shouldn’t.”

Staff reported that they were more encouraged to choose active modes of transport as a result of the School Streets pilot, with 50% encouraged to do less driving. More significantly, the staff in Scoil Iognáid changed their behaviour too, with 75% walking more 33% cycling more and 25% using the bus more. 42% of staff reported doing less driving.

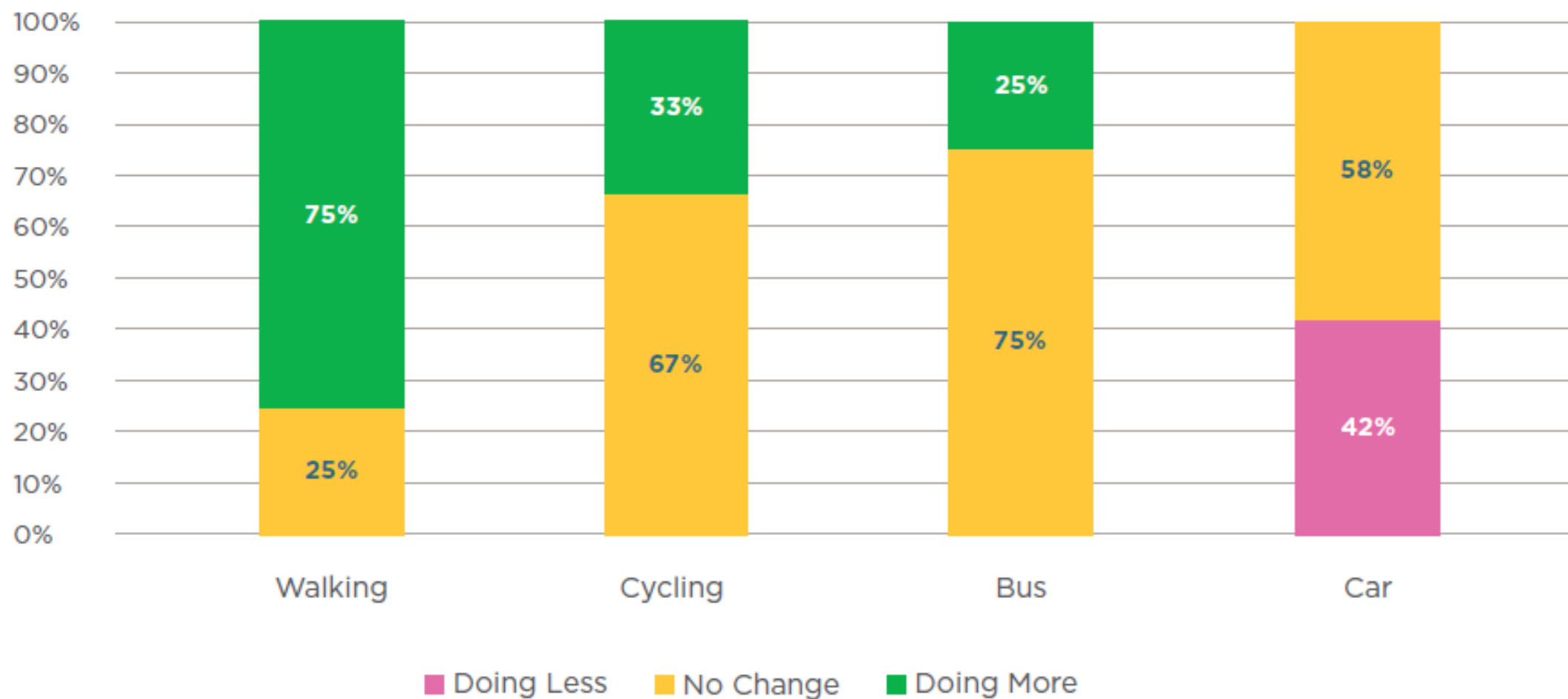
Has the pilot School Streets project in Scoil Iognáid had any negative impacts... (N=12)

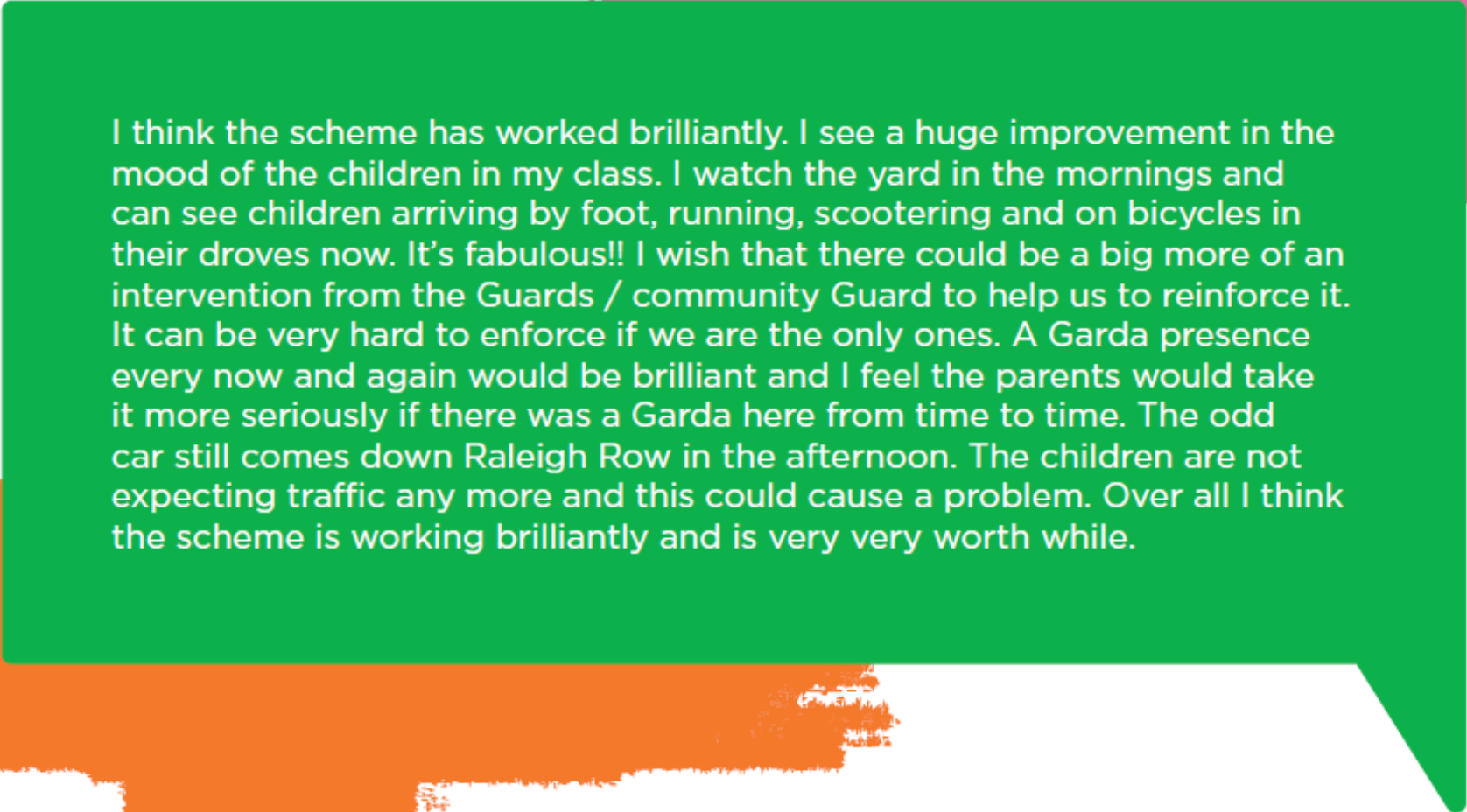


Do you feel your attitude to travel has been affected by the School Streets Pilot in the following ways? (N=12)



Have you changed your Travel behaviour as a result of the pilot? (N=12)







I think the scheme has worked brilliantly. I see a huge improvement in the mood of the children in my class. I watch the yard in the mornings and can see children arriving by foot, running, scootering and on bicycles in their droves now. It's fabulous!! I wish that there could be a big more of an intervention from the Guards / community Guard to help us to reinforce it. It can be very hard to enforce if we are the only ones. A Garda presence every now and again would be brilliant and I feel the parents would take it more seriously if there was a Garda here from time to time. The odd car still comes down Raleigh Row in the afternoon. The children are not expecting traffic any more and this could cause a problem. Over all I think the scheme is working brilliantly and is very very worth while.



Arriving to school Jan 2019 vs June 2021



Cycling into Raleigh Row Jan 2019 vs June 2021



Front of school in the morning Jan 2021 vs June 2021

The background image is a composite of two scenes. The left scene shows two children walking away from the camera on a residential street; they are wearing backpacks and light-colored shirts. The right scene shows a child riding a yellow bicycle towards the camera, wearing a colorful helmet and a backpack. The street has 'SCHOOL ZONE' painted on it. The entire image is decorated with large, colorful, abstract brushstroke-like shapes in shades of pink, green, blue, and yellow.

**Read more
www.galwaycity.ie/schoolstreets**